

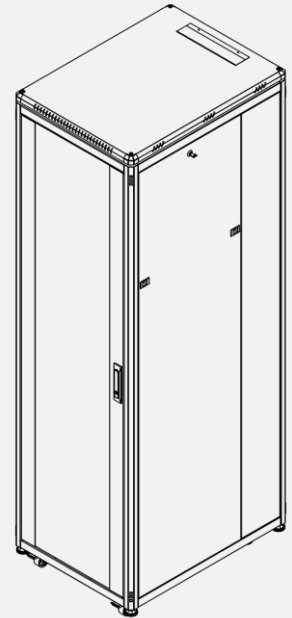
Data sheet

Elegant-Pro 19inch free standing rack cabinet W:600 = D:1000

General description

Elegant-Pro IT rack series offers the permanent solution for management of Network devices and cables. The unique, flexible and effective range is the ideal solution to support the Network and server applications, welded and durable structure provides IP30 Protection.

Elegant IT rack networking Cabinet are intended for installation of data and telecommunication devices and their distribution systems. Mostly used for structured network cabling systems in office environments, Also to be used in computer-rooms and small or large sized data-centers. A lot of options for the doors, side- and rear panels, as well as many different accessories, make the use of the enclosure very flexible.



The removable side and rear panels allow comfortable and easy access to the installed devices for maintenance from all sides of the cabinet. For active cooling it is possible to install an optional fan-unit into the roof or 19inch rack mount type fan units. By flat-pack construction it is possible to bring them also into places with difficult access, basement or attic, In the narrow entrance or stairs and elevator door.

The vertical mounting rails are adjustable throughout the entire depth of the cabinet and have very high carrying capacity with 1.5mm thickness. Silk-screen mounting rails are providing ability to count U- Marking from top to down & down to up for easy device installation.

**Our product range has been manufacturing with respect to international quality standards
ISO9001-20018 / TSE EN-61587-1:2012**

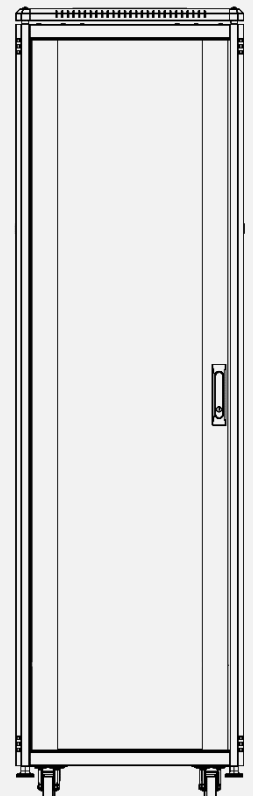


We are responding the needs of users with choice of 10 different height dimensions.

Height : 12U - 16U-20U-22U-26U-32U-36U-42U-45U-47U

Width : 600mm

Depth: 600mm & 800mm & 1000mm



PROTECTION INDEX

- IP30 According to EN 61587-1 / IEC 60529
- IP30 :Rigid test rod diameter of 2.5 mm, 100 mm long (as specified by the standard) is pushed against any openings of the enclosure with the force of 3N

MECHANICAL PERFORMAMANCE

- EN 61587-1 5.2.1 / 5.2.3
- Stiffness test (Performance level SL6)
- Dynamic mechanical load test (Performance level DL4)
- Resonance point detection test IEC 60068-2-6
- Vibration test (Sinus-IEC 60068-2-6)
- Shock test IEC 60068-2-27)
- Impact test IEC 60068-2-75 (Performance level K2)
- Permissible load carrying capacity : 800kg

CLIMATIC TESTS (Performance level C2)

- Cold (IEC 60068-2-1) Temperature of the exposure: -25°C +/-3°C
- Dry heat (IEC 60068-2-2) Temperature of the exposure: +70°C +/-2°C
- Damp heat cyclic (IEC 60068-2-30)

INDUSTRIAL ATMOSPHERE (Performance level A3)

- Salt mist test (IEC 60068-2-11)
- Sulphur dioxide test and hydrogen sulphide test IEC 60068-2-42, IEC 60068-2-43, IEC 60068-2-49

GROUNDING CONTINUITY

EN 61587-1 / EN 61010-1

- The continuity of the protection circuit is in accordance with the standard regulations. The measured resistance was less than 0.1 Ohm.

INTERNATIONAL COMPATIBILITY TESTS AND CERTIFICATIONS

Environment

- TS EN 61587-1: 2012 , IEC 60068-2-1, IEC 60068-2-2, IEC 60068-2-30, IEC 60917- IEC 60297

Industrial Environment

- TS EN 61587-1: 2012 , IEC 60068-2-42, IEC 60068-2-43, IEC 60068-2-49

Static and mechanic structure load test

- EN 61587-1/ 5.2.1/ IEC 60917- IEC 60297

Static and mechanic structure Stability

- EN 61587-1/ 5.2.2 / IEC 60917- IEC 60297

Grounding continuity

EN 61587-1: 2012 / EN 61010-1 / IEC 60917- IEC 60297

Fire and flame resistance

- EN 61587-1: 2012 / IEC 60917- IEC 60297

IP Protection degree

- IP30 According to EN 61587-1:2012 / IEC 60529

STANDARDS

1. **ISO9001-2008** Quality management system must be used in the production of 19" Rack cabinets
2. 19" Rack Cabinets must have a **TSE Certificate EN-61587-1 , IEC60917 – IEC 60297** standards
3. In addition, all of the main and auxiliary materials used in the manufacturing process must comply with the following standards

- **Sheet Metal** " DIN EN 10130 – 99 Ereğli DC-01 6112 , 7122 , RoHS
- **Electro static powder paint** ISO 9001 , ISO 2178 , ISO 2813 , ISO 6272 , ISO 8130-5 , ISO 8130-3 , RoHS Ral:9005 or Ral:7035
- **Ventilation module (Fan Unit)**." ISO 9001 , EN 60335-1:2002 / EN 62233 :2008 RoHS 2011/65/EU
- **Glass** " ISO 9001 , EN 12150 – 1 : 2000 Bottle glass , Tempered, secure "
- **Connection components** (screw, nut, washer etc.)" DIN 7985 , DIN 965 , DIN 7981 , DIN 934 , DIN 985 , DIN 933 , RoHS "
- **Castor** " **TS EN 12530 , TS EN 12532 , RoHS** "
- **Lock** " **DIN 1743 , DIN 53571 , RoHS** "

Data sheet

Elegant-Pro 19inch free standing rack cabinet W:600 = D:1000

1. Dimensions must comply with **IEC60297** standards. Cabinet must be height (12U,16U,20U,22U,26U,32U,36U,42U,45U,47U)
 - Width :600mm and 800mm.
 - Depth : (600mm,800mm,1000mm)
2. Main frame and profile structures must be manufactured and tested to provide axial (x, y, z) resistance that **meets EN 61587-1 / 5.2.1 and 5.2.2**, and external impact resistance that meets **EN 61587-1 / 5.3.3**. Dynamic load, vibration and mechanical impact (**IEC 60068-2-6 , IEC 60068-2-27**) test results must be certified by TSE.
3. Main profile structure must be a structure that would increase mechanical resistance with aesthetic appearance, folded with an angle of 45 degree and must consist of 6 bending. 2 front and rear frames must be with welded and framed monoblock structure.
4. Bottom plate must have cable access that would block dust inlet. Bottom case must have sliding cable entry paths with dimensions 300x125mm (1ea for 600x600mm , 2pcs for 600x800mm & 600x1000mm)
5. Rear door must be full length between cable entry panels with brush, brush panel must be 1ea up to 26U and 2pcs higher than 26U rack cabinets, solid metal structure with single Barrel lock mechanism, Standard rear door configuration; single opening door for W:600mm and split rear door for W:800mm rack cabinets.
6. Side panels must have a structure that can be openable and and removable by sliding latch lock and key, Side panel of the flat-pack rack cabinets configured and standardized as ; single side panel D:600mm , Double side panel D:600mm and D:1000mm
7. **Front door** : Glass structure must be tempered,anti-static,secure glass with 4mm thickness according to **EN 12150-1:2008** standard. front door must have left and right metal frames structure with high density silicone and screws and nuts , structure that open 135 degrees , removable by spring hinge , lockable with swing handle lock.
8. To provide high resistance to impacts, cabinets must be coated by RAL 9005 or RAL 7035 Electrostatic powder coat to meet **ISO 8130** and **ASTM D 523 / 2794** standards and test result reports must be certificated. On flat metal surfaces, there must be 85±5 micron paint thickness and must be tested according to **IEC 60068-2-1, IEC 60068-2-2, IEC 60068-2-30, IEC 60068-2-42, IEC 60068-2-43, IEC 60068-2-49, IEC 60068-2-11** and their results must be certificated by TSE.
9. 4pcs Lateral extension parts must have a structure that would increase resistance and strength of cabinet between front and rear monoblock frames.
10. Roof panel must be compatible with 4 way for D:600/800mm and 6 way for D:1000 cooling unit installation.
11. The raised Top cover must have structure that can throw out hot air from the rack & eliminate the risk of dripping water , dust flow , insect entry and also provides a good protection against the unexpected external factors . The ventilation module can be detached by removing 4 pcs screws from the top in case of maintenance or replacement needs.
12. The vertical mounting rails are adjustable throughout the entire depth of the cabinet and have very high carrying capacity with 1.5mm thickness **Silk-screen** mounting rails are providing ability to count U- Marking from top to down & down to up for easy device installation
13. Vertical cable management panel: must be suitable for w:800mm rack cabinets in order to use for High-density cable management .
14. Cabinet locks: all locks used in cabinets must have the same coded-key and all covers of cabinets must have a lockable structure
15. Fan units must be with the standards ISO 9001 , CE (89/336/EEC EMC , 73/23/EEC LVD 2006/95/EC) , RoHS " , Noise 46db , Air Flow M3/Hr 138/162 CFM 82/95.
16. All metal components in cabinets must be connected to one another electrically and grounding resistance must be maximum **0,1 ohm** according to **IEC 61010-1 / 6.5.1.3** standard. All proposed products must be tested to meet this standard and their results must be certificated by TSE.

Technical details

Front Door

The front door is designed to provide security with lock mechanism and decorative view together , full-length smoked and shatterproof glass door deployed Left & right frames , easily rotated to the left or right directions by special spring hinge , in case of needs 3 points and single point locking systems are available depends on customer requirements.

Side Panel

Solid metal side panels ; offers easy access with lockable and removable structure. complete with sliding locks 2pcs and Barrel lock .

Bottom Plate

Bottom plate provides easy cable management with it's large internal volume cable entry path with sliding cover 300x125mm (2 cable entry paths for depth:800mm & 1000mm cabinets)

Rear Door

Single opening rear door for w:600mm & Double opening rear door for w:800mm rack cabinets with spring hinge and barrel lock.

Front and rear welded frames

Welded main carrier frames are providing an enough robustness for a comfortable storage and each frames has total 24 fold for increasing stability , Elegant –Net rack cabinets providing a safe housing for your network, its also made a sturdy steel construction for a high load carrying capacity up to 900kg

19 " Mounting Angles

The vertical mounting rails are adjustable throughout the entire depth of the cabinet and have very high carrying capacity with 1.5mm thickness Silk-screen mounting rails are providing ability to count U- Marking from top to down & down to up for easy device installation

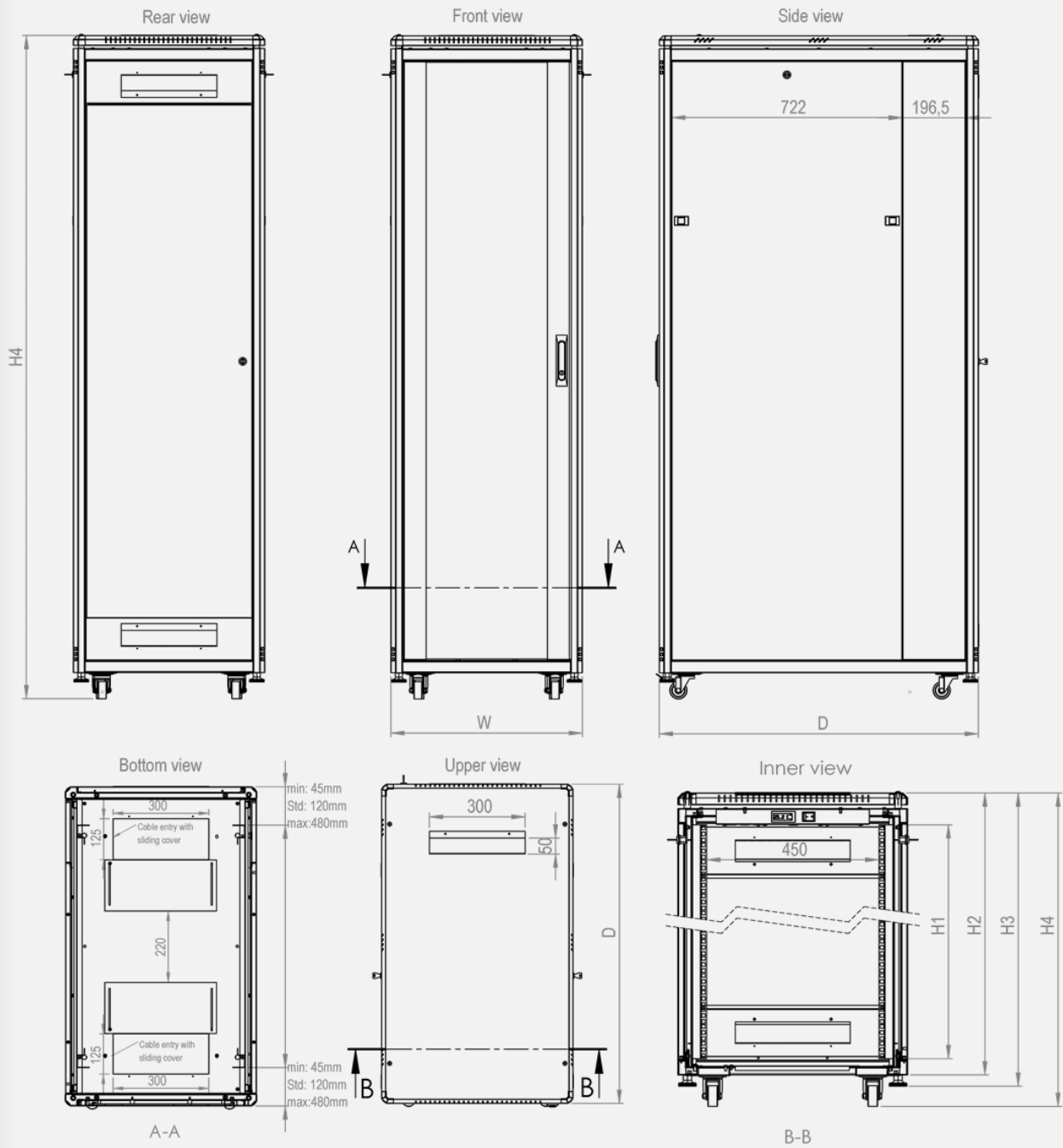
Raised Top cover

The raised top cover has been designed to throw out hot air from the rack and eliminate the risk of dripping water , dust flow , insect entry and also provides a good protection against the unexpected external factors . The ventilation module can be detached by removing 4 pcs screws from the top in case of maintenance or replacement needs.



Elegant Pro : W:600 = D:1000

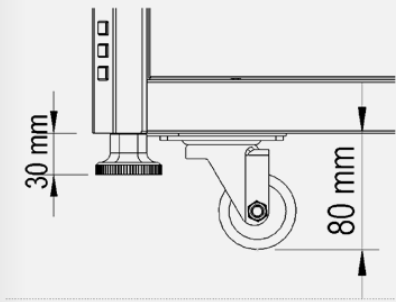
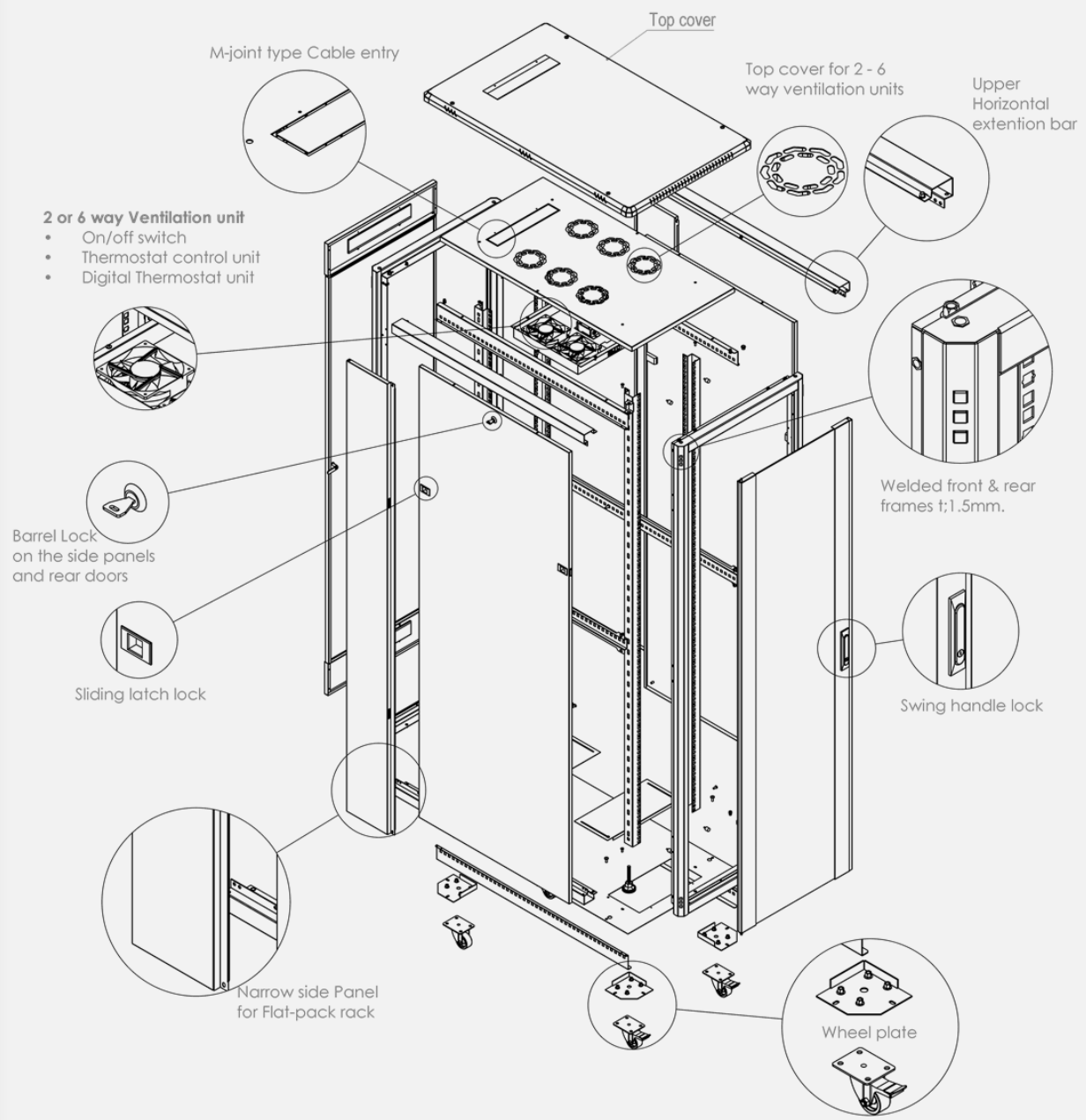
Technical specifications



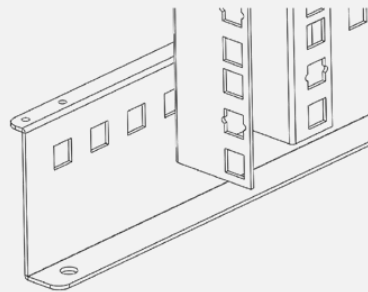
Product code	Product description	Out width (W)	Out depth (D)	Height			
				H:1 inner Height	H:2 Out Height without feet & wheel set	H:3 Out height with levelling feet	H:4 Out height with wheel set
ELGP 12U 6010 CC 111	ELEGANT PRO 19" 12U W=600 mm D=1000 mm	600	1000	536,6	661,4	691,4	741,4
ELGP 16U 6010 CC 111	ELEGANT PRO 19" 16U W=600 mm D=1000 mm	600	1000	714,4	839,2	869,2	919,2
ELGP 26U 6010 CC 111	ELEGANT PRO 19" 26U W=600 mm D=1000 mm	600	1000	1158,9	1284,8	1314,8	1364,8
ELGP 32U 6010 CC 111	ELEGANT PRO 19" 32U W=600 mm D=1000 mm	600	1000	1425,6	1551,5	1581,5	1631,5
ELGP 36U 6010 CC 111	ELEGANT PRO 19" 36U W=600 mm D=1000 mm	600	1000	1603,4	1729,3	1759,3	1809,3
ELGP 42U 6010 CC 111	ELEGANT PRO 19" 42U W=600 mm D=1000 mm	600	1000	1870,1	1996	2026	2076
ELGP 45U 6010 CC 111	ELEGANT PRO 19" 45U W=600 mm D=1000 mm	600	1000	2003,5	2129	2159	2209
ELGP 47U 6010 CC 111	ELEGANT PRO 19" 47U W=600 mm D=1000 mm	600	1000	2092,4	2218	2248	2298

Elegant Pro : W:600 = D:1000

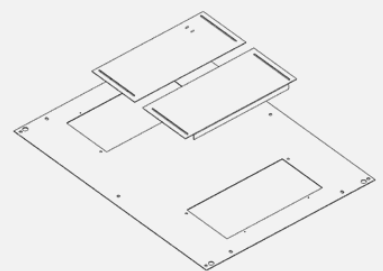
Technical specifications



Wheel and Levelling feet



19" Mounting rail and Z-shape Horizontal bar

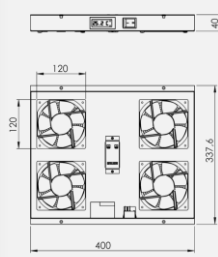


Front and rear cable entry panel with sliding cover

Elegant Pro : W:600 = D:1000

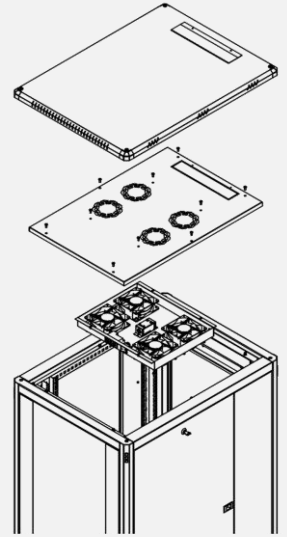
Technical specifications

Quick-change fan trays that can be accessed without removing the cabling or the device from the rack

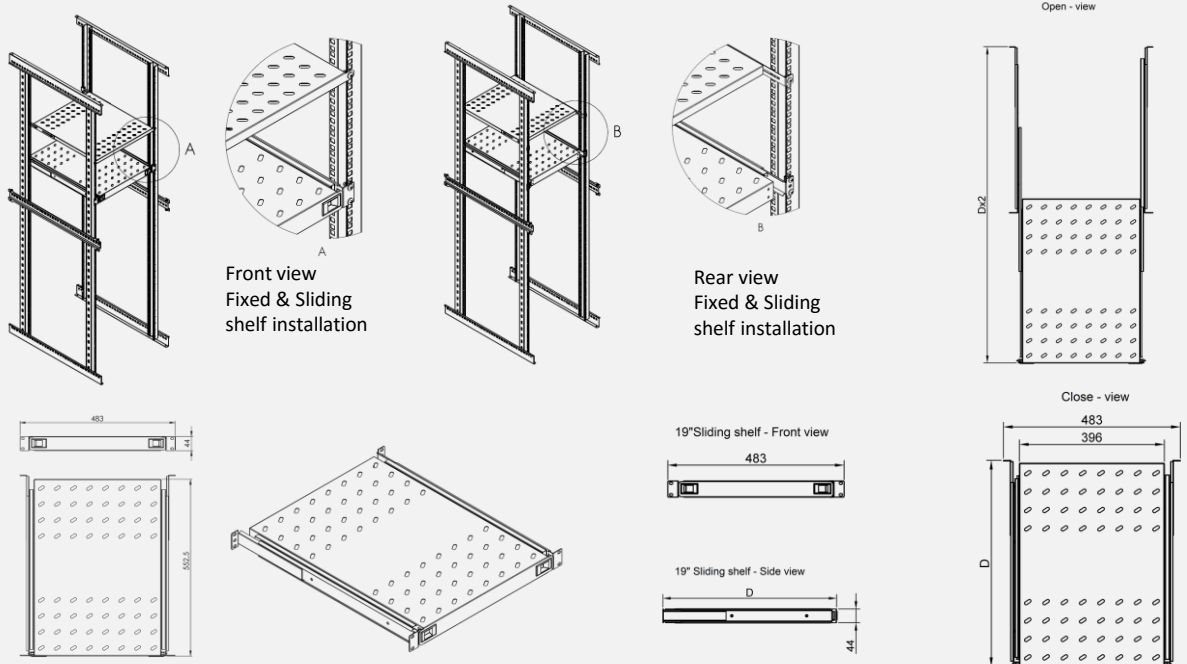


Elegant-Pro ; The raised top cover has been designed to throw out hot air from the rack and eliminate the risk of dripping water , dust flow , insect entry and also provides a good protection against the unexpected external factors . The ventilation module can be detached by removing 4 pcs screws from the top in case of maintenance or replacement needs.

Standards : ISO 9001 , CE (89/336/EEC EMC , 73/23/EEC LVD 2006/95/EC) , RoHS , Noise 46db , Air Flow M3/Hr 138/162 CFM 82/95.



FREE STANDING - ELEGANT NET / PRO & SERVER RACK		WITH ON/OFF CONTROL SWITCH
ACCESSORY	PA CC ELG FN 02	Ventilation unit with 2 Fans+with On/Off switch control ✓
ACCESSORY	PA CC ELG FN 04	Ventilation unit with 4 Fans+with On/Off switch control ✓
ACCESSORY	PA CC ELG FN 06	Ventilation unit with 6 Fans+with On/Off switch control (For depth 1000mm cabinets) ✓
ACCESSORY	PA CC SV RDN 06	Rear door Ventilation unit with 6 Fans+with On/Off switch control (For perforated door cabinets compatible with 26U to 47U Racks)
ACCESSORY	PA CC SV RDN 12	Rear door Ventilation unit with 12 Fans+with On/Off switch control (For perforated door cabinets compatible with 26U to 47U Racks)
FREE STANDING - ELEGANT NET / PRO & SERVER RACK		WITH ANALOG THERMOSTAT CONTROL UNIT
ACCESSORY	PA CC ELG FN T2	Ventilation unit with 2 Fans+Analog Thermostat ✓
ACCESSORY	PA CC ELG FN T4	Ventilation unit with 4 Fans+Analog Thermostat ✓
ACCESSORY	PA CC ELG FN T6	Ventilation unit with 6 Fans+Analog Thermostat (Only for D:1000mm k cabinets) ✓
ACCESSORY	PA CC SV RDN T6	Rear door Ventilation unit with 6 Fans+Analog Thermostat (For perforated door cabinets compatible with 26U to 47U Racks)
ACCESSORY	PA CC SV RDN T12	Rear door Ventilation unit with 12 Fans+Analog Thermostat (For perforated door cabinets compatible with 26U to 47U Racks)
FREE STANDING - ELEGANT NET / PRO & SERVER RACK		WITH DIGITAL THERMOSTAT CONTROL UNIT
ACCESSORY	PA CC ELG FN DT2	Ventilation unit with 2 Fans+Digital Thermostat ✓
ACCESSORY	PA CC ELG FN D4	Ventilation unit with 4 Fans+Digital Thermostat ✓
ACCESSORY	PA CC ELG FN D6	Ventilation unit with 6 Fans+Digital Thermostat (Only for D:1000mm cabinets) ✓
ACCESSORY	PA CC SV RDN DT6	Rear door Ventilation unit with 6 Fans+Digital Thermostat (For perforated door cabinets compatible with 26U to 47U Racks)
ACCESSORY	PA CC SV RDN DT12	Rear door Ventilation unit with 12 Fans+Digital Thermostat (For perforated door cabinets compatible with 26U to 47U Racks)
ACCESSORY	PA 00 SG	Digital heat screen



FIXED SHELF		
ACCESSORY	PA CC RK SR 60	1/2U Fixed shelf - For D:600mm Rack cabinets
ACCESSORY	PA CC RK SR 80	1/2U Fixed shelf - For D:800mm Rack cabinets
ACCESSORY	PA CC RK SR 10	1/2U Fixed shelf - For D:1000mm Rack cabinets ✓
ACCESSORY	PA CC RK SR 10 HD	1U Fixed shelf - For D:1000mm Rack cabinets (Heavy Duty Type) ✓
ACCESSORY	PA CC RK SR 12 HD	1U Fixed shelf - For D:1200mm Rack cabinets (Heavy Duty Type)
SLIDING SHELF		
ACCESSORY	PA CC RK HR 60	1U Sliding Shelf - For D:600mm Rack cabinets
ACCESSORY	PA CC RK HR 80	1U Sliding Shelf - For D:800mm Rack cabinets
ACCESSORY	PA CC RK HR 10	1U Sliding Shelf - For D:1000mm Rack cabinets ✓
ACCESSORY	PA CC RK HR 10 HD	1U Sliding Shelf - For D:1000mm Rack cabinets (with acrobat rear cable manager) ✓
ACCESSORY	PA CC RK HR 12 HD	1U Sliding Shelf - For D:1200mm Rack cabinets (with acrobat rear cable manager)

FIXED /SLIDING SHELVES LOAD CARRYING CAPACITIES

- Fixed shelf : 50kg / 110lbs
- Sliding shelf : 25kg / 55 lbs

HEAVY DUTY TYPE FIXED /SLIDING SHELVES LOAD CARRYING CAPACITIES

- Fixed shelf : 100kg /220lbs
- Sliding shelf: 66kg / 145lbs

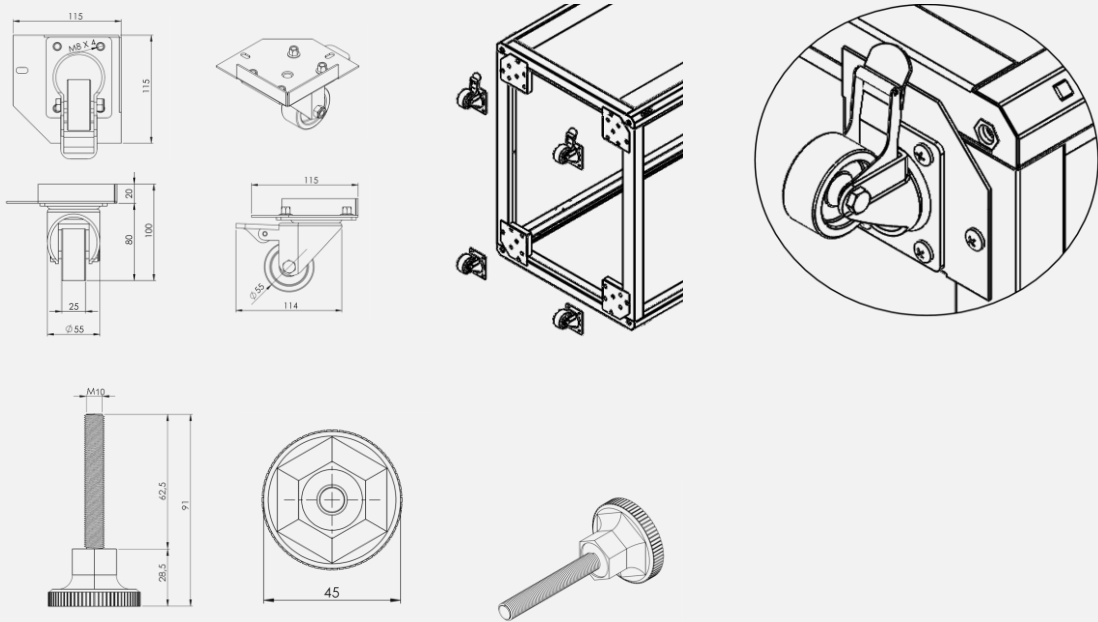
COLOUR

- Ral:9005 Black
- Ral :7035 Light Gray

✓ All our fixed and sliding shelves are universal type and compatible with multivendor 19" rack cabinets

Elegant Pro : W:600 = D:1000

Technical specifications



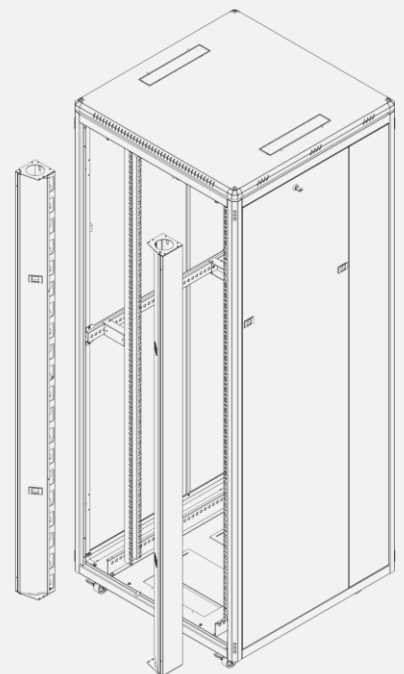
CASTER SET & LEVELLING FEET		
ACCESSORY	PA 00 FS TK 22	Elegant Rack Castor Group 2 ea.lockable,rotatable
ACCESSORY	PA 00 WL TK 22	Wall Mounted Cabinets Castor Group 2 ea.lockable,rotatable
ACCESSORY	PA 00 KR PN 00	Levelling feet for cabinets (M10)

Vertical cable management panel

- Compatible with only width:800mm Rack cabinets
- Plastic finger type cable manager available
- The vertical cable management panel are adjustable throughout the entire depth of the cabinet with mounting rails.

Vertical cable management panel is designed for higher density cabling and connectivity system applications and also offers ease, density, availability, affordability and scalability together.

it's a well-engineered cable management system that offers you a high level of versatility and flexibility for routing high density cable bundles .



VERTICAL CABLE MANAGER For width:800mm Rack cabinets only		
ACCESSORY	PA CC ORG 16 V	16U Vertical Organizer for 800x800 & 800x1000mm Rack
ACCESSORY	PA CC ORG 20 V	20U Vertical Organizer for 800x800 & 800x1000mm Rack
ACCESSORY	PA CC ORG 22 V	22U Vertical Organizer for 800x800 & 800x1000mm Rack
ACCESSORY	PA CC ORG 26 V	26U Vertical Organizer for 800x800 & 800x1000mm Rack
ACCESSORY	PA CC ORG 32 V	32U Vertical Organizer for 800x800 & 800x1000mm Rack
ACCESSORY	PA CC ORG 36 V	36U Vertical Organizer for 800x800 & 800x1000mm Rack
ACCESSORY	PA CC ORG 42 V	42U Vertical Organizer for 800x800 & 800x1000mm Rack
ACCESSORY	PA CC ORG 45 V	45U Vertical Organizer for 800x800 & 800x1000mm Rack
ACCESSORY	PA CC ORG 47 V	47U Vertical Organizer for 800x800 & 800x1000mm Rack

Elegant Pro : W:600 = D:1000

Material index

Harmonisation system codes - HS code

- 8538.10.00.00.00 :Rack cabinet without accessories
- 85.37.10.99.00.19 :Rack cabinet with accessories

Type of shipping

- Assemble / Flat-pack

Load carrying capacity

- 800kg / 1763lbs

Surface treatment

- On flat metal surfaces, there must be 85±5 micron paint thickness and must be tested according to IEC 60068-2-1, IEC 60068-2-2, IEC 60068-2-30, IEC 60068-2-42, IEC 60068-2-43, IEC 60068-2-49, IEC 60068-2-11

Standard colour

- Ral:7035 Light gray / Ral:9005 Black

FRONT DOOR FOR 600X600

- Left & Right metal frames 1.5mm metal thickness
- Glass - 4mm thickness tempered safety glass

Front door configuration

- Single opening door for w:600mm

Lock system

- 1 point swing handle lock for w:600mm
- Or 3 point swing handle lock for w:600mm

REAR DOOR FOR 600X600

- Rear door must be full length 1.20mm thickness between cable entry panels with brush, brush panel must be 1ea up to 26U and 2pcs higher than 26U rack cabinets
- Barrel lock

SIDE PANEL

- Full length solid metal side panel 1mm thickness left& right
- Barrel lock
- Plastic sliding latch locks 2 pcs

ROOF PANEL

- Top panel equipped holes for 4 way Ventilation unit and cable entry Micro-joint type

BOTTOM PLATE

- Bottom plate with sliding cable entry 1.2mm thickness

FRONT / REAR WELDED FRAMES

- Monoblock front and rear welded frames 1.5mm thickness

LATERAL BOTTOM AND UP EXTENSION PARTS

- Lateral extension parts 1.5mm thickness

19inch MOUNTING RAILS

- 19inch mounting rails 1.5mm thickness

C-TYPE & Z-TYPE SUPPORT MIDDLE RAILS

- C-Type & Z-Type multi fold middle support rails 1.5mm thickness ,

WHEEL PLATES

- Wheel plates are 4pcs 1.5mm thickness

Shipment configuration

- Front door with glass door 1 set
- Rear door 1ea
- Side panel 2pcs - Left & Right
- Narrow side panel 2pcs - Left & Right
- Bottom extension parts 2 pcs
- Upper extension parts 2 pcs
- Welded metal frame 2pcs
- C-type rails 2pcs
- 19inch Mounting rail 4pcs
- Bottom plate 1ea
- Roof panel 1ea
- Raised Top cover 1ea
- Earting wire set 1ea
- Screw set 1set
- Swing handle lock 1ea
- Barrel type lock 3pcs
- Levelling feet 1set (4pcs)
- Wheel plate 1set (4pcs)
- Cable entry panel with brush 1 or 2pcs

Packaging and Palletisation

- Wooden pallet 1 ea (ISPM heat treated application)
- stretch wrapping
- Cardboard
- Plastic stip
- Product label