



1/2U Fixed Shelf - 600 mm Depth Cabinets

- Fixed shelves are universal type and compatible with multivendor 19" rack cabinets.
- 4 fixing point
- 50 kg static load carrying capacity
- Adjustable depth by 100mm L type brackets .

List Code: PACCRKSR60

Technical Data

Dimension HxWxD in mm
Product Code For Colour
Load Carrying Capacity

22mm x 483mm x 360mm
RAL 9005 Black Color = **PABLRKSR60** or RAL 7035 L.Gray = **PALGRKSR60**
50 kg / 110 lbs


Mechanical Characteristics

Material Type

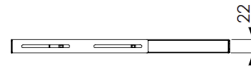
Sheet Steel

Drawings

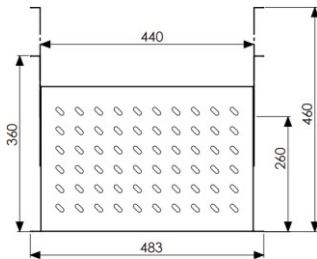
FRONT VIEW



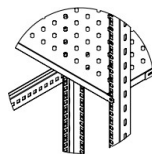
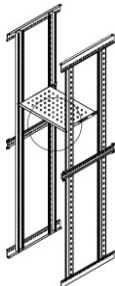
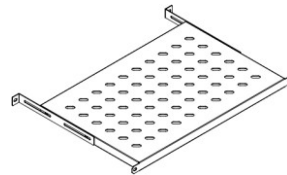
SIDE VIEW



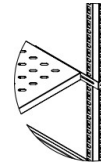
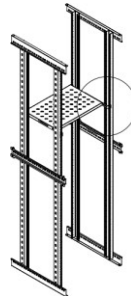
TOP VIEW



PERSPECTIVE VIEW



Front view
Fixed shelf installation



Rear view
Fixed shelf installation